



dieller®



THE NEW AGE OF FIRE

INDEX

Dielle Combustion System	3
Why Choose a Dielle Stove?	4
Intelligent Stove Control	5
The Brunale	6-7
The Round	8-9
The Scirocco	10
The Ostro	11
The FBX S	12-13
The Era	14-15
The Borea Hybrid	16-19

DIELLE COMBUSTION SYSTEM

Dielle stoves come equipped with Dielle's patented bottom-feeding pellet technology. This unique system not only ensures more efficient combustion and quieter operation, but also provides a more stable and natural flame like that of a wood-burning stove.



THE NEW AGE OF FIRE

1. NATURAL FLAME

The patented Dielle combustion system guarantees a more natural lazy flame compared to the short harsh flame of other brands.

2. QUIET

Unique design of the pellet distribution system greatly reduces noise.

3. PRACTICAL

Bottom feeding of the pellets into the combustion chamber causes the natural automatic expulsion of ash residues, therefore requiring less maintenance & cleaning vs other brands.

4. RELIABILITY

The Dielle combustion system is less sensitive than other brands, meaning it requires less maintenance over time.

5. EFFICIENT

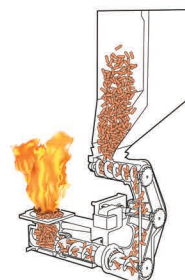
During the transfer to the combustion chamber, pellets are preheated and dried to optimise combustion.

WHY CHOOSE DIELE?

Traditional Pellet Stove



Every day, the brazier must be cleaned and the combustion holes cleared.



Dielle Pellet Stove

Less frequently because the new pellets loaded from below automatically clean the brazier, carrying away the residue.

How often should I clean my stove?

Will pellets clog my stove?

Yes, unless you use only the highest quality and perfectly dried pellets.

No, thanks to the Dielle's auger and feeding system which breaks down pellets, no matter their quality.

What does the flame look like?

Small and fast, especially at low power.

Always a more natural flame, closer in looks to that of a woodburning stove.

LEADING DIELE TECHNOLOGY

Hot Shutdown

When the programmed temperature of the thermostat is reached, the stove interrupts the supply of pellets, allowing the fuel to burn naturally.

Re-ignition will therefore take place using only the embers, avoiding the use of electricity by the glow plugs.

Rapid Re-ignition

If your Dielle stove is switched off by mistake or due to a sudden power failure the patented Dielle system allows for a rapid restart since there is no need to wait for the stove to cool down completely as the burner does not need a final cleaning for the shutdown phase or pre-loading for re-ignition

Pellet Pre-heating

In a Dielle stove, the pellets are pre-heated before being fed into the burner. This promotes evaporation of moisture from the pellets in the pre-combustion phase, allowing the pellets to burn completely.

Double-Ignition Glow Plug

All Dielle stoves are equipped with double glow plugs, which not only allow for faster ignition, but also guarantee operation even if only one igniter fires.

INTELLIGENT STOVE CONTROL



Intelligent system for the complete management of the stove, through the use of your smartphone and the Dielle App.

With D-Connect it is possible to manage, in total freedom, the various room temperatures at different times of day.

D-Connect also allows full compatibility with Alexa voice assistant.



BRUNALE

VENTILATED PELLET STOVE IN 6/8/10KW RATINGS. IDEAL FOR EVERY SPACE.

With a simple but extraordinarily elegant design, the new Dielle Brunale features a cast iron door and top and painted steel sides available in 4 colours.

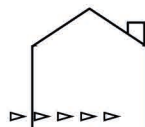
Dielle's technological research and the development of the brand new bottom-feeding system has resulted in a new, even more unique combustion process that is extremely practical and economical in all conditions of use. Intelligent combustion management via D-Connect as standard.




Daily Temp Management



LCD Display



Direct Air

kW Range	Flue	Tank Capacity (L)	Burn Time (@5kW/hr)	
6	Rear	36	22hrs	135m ³
8	Rear	36	22hrs	170m ³
10	Rear	36	22hrs	220m ³

OPTIONAL EXTRA



Ducting Kit

Ideal solution for heating additional rooms in your home.



**PATENTED FEEDING SYSTEM OF
PELLETS FROM BELOW**

The Dielle Brunale stove is equipped with Dielle's patented bottom feed technology. This exclusive system not only ensure more effective combustion and quieter operation, but it also provides a more stable and natural flame like that of a wood-burning stove.



COLORS

B10-STEEL
BLACK

B01-STEEL
WHITE

B05-STEEL
BORDEAUX

B21-STEEL
CRETE



ROUND 70 UP



ROUND 70 UP

**PELLET STOVE
WITH 2.5-8.0KW RATING.
ELEGANT, CONTEMPORARY DESIGN.**

With its extraordinarily elegant design, the Dielle Round 70 features a glass sliding top with black steel sides and finished with Dielle's 'Magic' glass effect door.

Like all stoves in the Dielle range the Round 70 features Dielle's patented bottom feeding system and cast iron combustion chamber.

The Dielle Round 70 can be managed via the D-Connect app control.



Magic Glass



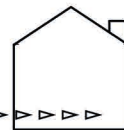
Silent Auger



Daily Temp Management



LCD Display



Direct Air

kW Range

2.5 - 8.0

Flue

Top

Tank Capacity (L)

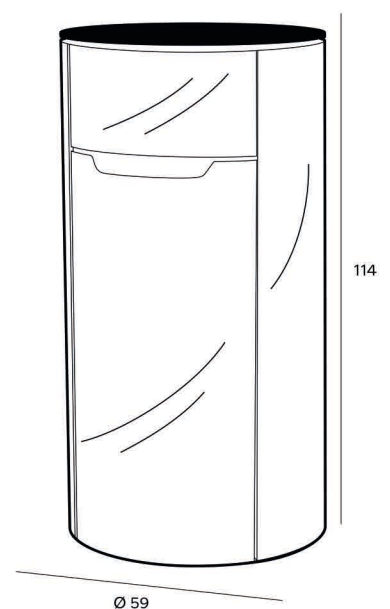
25

Burn Time (@5kW/hr)

15hrs



200m³




SCIROCCO 60 UP

AIRTIGHT PELLET STOVE WITH 2.5-7KW RANGE.

With a simple, contemporary design, the Dielle Scirocco features a cast iron door with painted steel cladding sides in a sleek black finish.

The Dielle Scirocco also features Dielle's patented bottom-feeding system resulting in a unique combustion process that offers both practical and economic benefits.

Intelligent combustion management via D-Connect is also available on the Scirocco stove.



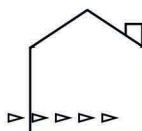
Silent Auger



Daily Temp
Management



LCD Display



Direct Air

kW Range

2.5 - 7

Flue

Top

Tank
Capacity (L)

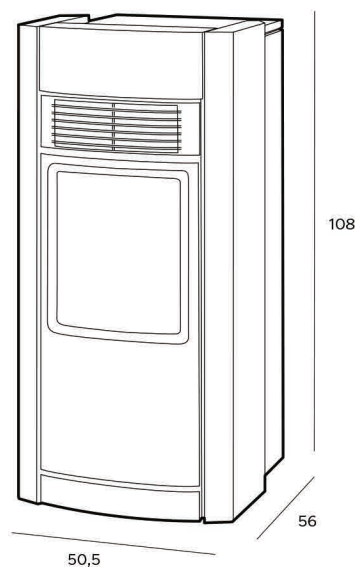
30.5

Burn Time
(@5kW/hr)

18hrs



185m³



OSTRO 80

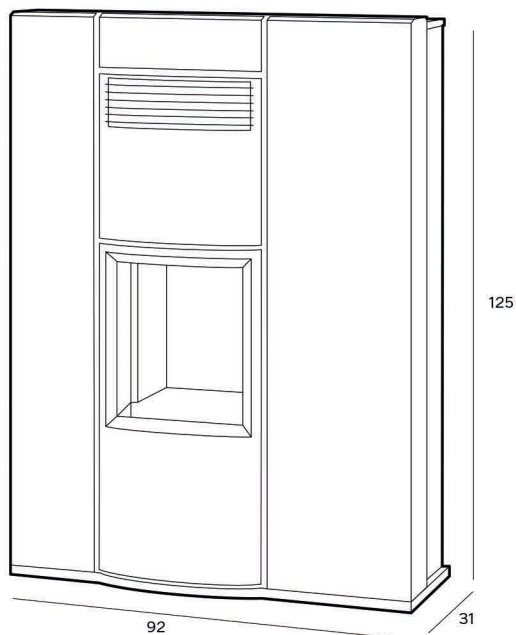
**PELLET STOVE
WITH 2.6-8.5KW RATING.
AND A SPACE SAVING DESIGN.**

With its unique design (only 32cm deep), the Dielle Ostro 80 is suitable for even the tightest of spaces.


The Ostro 80 is finished with a black steel door and painted steel cladding panels.

Like all stoves in the Dielle range the Ostro 80 features Dielle's patented bottom feeding system and cast iron combustion chamber.

The Dielle Ostro 80 can be managed via the D-Connect app control.



Top or Rear Flue Outlet



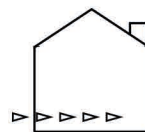
Silent Auger



Daily Temp Management



LCD Display



Direct Air

kW Range

2.6 - 8.5

Flue
Top/Rear

Tank
Capacity (L)

25

Burn Time
(@5kW/hr)

15hrs



230m³

FBX S 70



FBX S 70


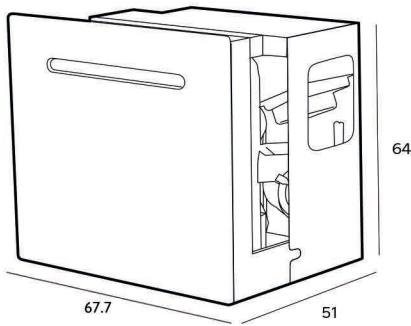
**INSET PELLET STOVE
WITH 2.3-8KW RATING.
AND CLEVER PELLET-LOADING
SYSTEM.**

The Dielle FBX inset stove is the perfect option solution for installation into an existing chimney breast, or alternatively a purpose built chimney breast.

The FBX features an intelligent pellet loading system via an integrated front drawer in the stove and is finished with Dielle's 'magic glass' technology.

Like all stoves in the Dielle range the FBX features Dielle's patented bottom feeding system for improved performance..

The Dielle FBX can be managed via the D-Connect app control.



Silent Auger



Daily Temp Management



LCD Display



Magic Glass

kW Range

2.3 - 8.0

Flue

Top/Rear

Tank Capacity (L)

24

Burn Time (@5kW/hr)

14hrs



200m³

Life.*

*Available for a limited time only. Limit one (1) per person. Subject to change without notice. Provided as is and without any warranties. Nontransferable and is the sole responsibility of the recipient. May incur damages arising from use or misuse. Additional parts sold separately. Your mileage may vary. Subject to all applicable fees and taxes. Terms and conditions apply. Other restrictions apply.

ERA 8




ERA 8

SIMPLE AND ELEGANT PELLET STOVE DESIGN WITH 3-7.2KW RATING.

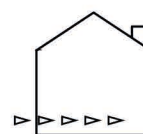
The Dielle ERA 8 pellet stove is the most simple and functional design in the Dielle range.

Designed to be easily installed and used the ERA 8 still benefits from Dielle's patented bottom feeding system improving efficiency and practicality.

The Dielle ERA 8 can be managed via the D-Connect app control.



Daily Temp Management



Direct Air

kW Range	Flue	Tank Capacity (L)	Burn Time (@5kW/hr)	m ³
3.0 - 7.2	Rear	32	21hrs	175m ³



BOREA

HYBRID POWER

The New Age of Fire


BOREA HYBRID

COMBINED WOOD/PELLET STOVE

The Dielle Borea Hybrid stove features a high-efficiency aluminium finned exchanger which allows it to be used with natural convection or via forced ventilation.

The Borea also benefits from Dielle's patented variable heat exchanger technology, making it easy to switch from one fuel to another.

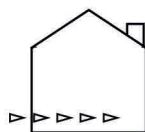
The Borea Hybrid stove is finished with a sleek, contemporary cast iron door and top, and a ceramic combustion chamber.



Silent Auger




Daily Temp Management



Direct Air



Hybrid Fuel

kW Range	Flue	Tank Capacity (L)	Burn Time (@5kW/hr)	
2.4 - 9.6 8 (wood)	Rear (130mm)	3l	19hrs	220m ³

VARIABLE WOOD-PELLET EXCHANGER

The Borea Hybrid is equipped with a variable heat exchanger that allows the stove to be adapted to the desired fuel. This changeover is fully automatic.



SMOKE EXCHANGER

In wood mode the flue valve is positioned to favour combustion through natural draught for excellent combustion and a pleasant flame appearance.

In pellet mode, the flue gas valve deviates to the pellet exchanger and the flue gas extractor for perfect combustion performance and regulation.

COMBUSTION AIR

In wood mode, the air valve allows perfect natural combustion of wood through primary and post-combustion air.

In pellet mode, combustion air is only deviated towards the burner for maximum output and a beautiful flame.

AUTOMATIC FUEL SELECTION

In combined mode, wood can be added to the stove at any time. The automatic fuel selection system detects its presence and configures the variable Wood/Pellet exchanger to always achieve the highest possible output and performance.



BOREA HYBRID

